



Vision Reporting for HRB

VISION



Self-service reporting for the entire enterprise

Vision offers reporting solution for all your reporting needs.

WHY VISION?

EASY TO USE AND IMPLEMENT

Vision enables you to browse and report HR and Payroll data in real time. Familiar Excel, Word or Web environments make the software easy to use and fast to implement, ensuring a low cost of ownership.

QUICK AND EFFECTIVE PUBLISHING

Deliver relevant information across the enterprise via the Web or traditional paper reports. Ad hoc data access helps you find immediate answers to urgent questions.

TRIED AND TRUE TECHNOLOGY

Over 100,000 users in 158 countries worldwide rely on Vision to efficiently create and publish reports. The software is available in 8 different languages.

WE'RE HERE FOR YOU!

Infor, the author of Vision, is a leading global provider for financial and performance management software. Customers profit from the direct support and service of the Group's 46 offices in 19 countries on five continents.

INTEGRATED PERFORMANCE MANAGEMENT

Reporting is just one aspect of performance management. Roll out a comprehensive CPM strategy in a modular approach with enterprise planning, financial consolidation, balanced scorecard or custom solutions from Infor. The integrated OLAP platform is flexible and scalable enough to meet your current and future needs.

QUESTIONS?

We'd be happy to answer any open questions either in person or remotely. Just contact the Agroup office or partner nearest you to schedule an appointment.

Through timely, accurate reporting you can deliver 90% of the information employees require for day-to-day decision-making. Vision supplies the architecture you need to generate reports and distribute them efficiently throughout the enterprise.

SELF-SERVICE DESIGN

Since Vision is fully integrated into your choice of Excel, Word or Executive front ends, business users can query, explore and report their data in real time with minimal training. This makes Vision extremely easy to learn and fast to deploy.

MANAGED SPREADSHEET REPORTING

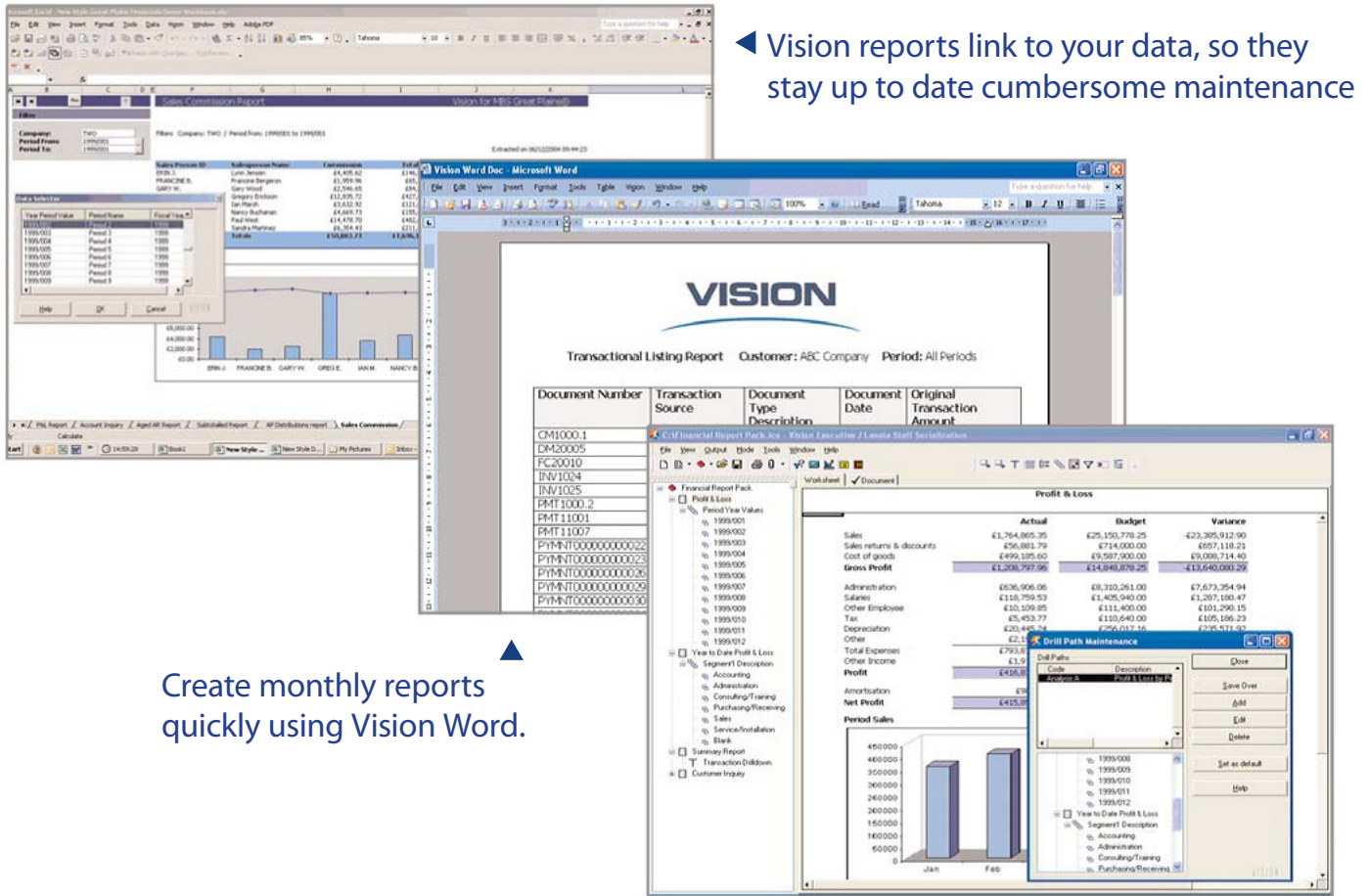
Despite other IT advancements spreadsheets remain the tool of choice for reporting HR and Payroll data. Vision offers the Excel interface and functionality that users know and trust while minimizing the risk of disparate data and manual error. Dynamic links to data sources eliminate the need for thousands of versioned spreadsheets ensure that all reports maintain a single version of the truth.

Users can extract HR and Payroll data from one or more data sources into a single Excel report. Since Vision directly links to underlying data sources, reports stay up to date without cumbersome maintenance. Additionally, custom user forms and report packs empower non-technical staff to run reports at the click of a mouse.

INTEGRATED ANALYSIS

Built-in analytics help detect and explain trends, problems and opportunities that are often concealed in transactional data. Use Cube Analysis to drill down on live relational data. Save queries as cubes so that you can slice, dice or browse data offline. Drill down on reports for a detailed view of your data. Report Prompting allows you to define the main criteria that drive the report.





◀ Vision reports link to your data, so they stay up to date cumbersome maintenance

▲ Create monthly reports quickly using Vision Word.

▲ Where are these numbers coming from? Drill down on reports to find out the answers.

Breakouts automatically create similar reports based upon the combination of the selected output items. Frequently used analytic procedures can be saved and run to update the report.

INTUITIVE DASHBOARDS

Vision Executive transforms existing reports into financial, operational or performance dashboards. Users across the enterprise can then access live business information via a desktop application, standard Web browser or corporate portal.

SECURE ACCESS AND CONTROL

Vision's advanced security features ensure that only authorized users can access sensitive data. User privileges are based on those HRB. Additional restrictions can be applied within Vision if required.

FLEXIBLE WORD REPORTS

Vision Word provides an optimal tool for creating monthly, management or statutory reports. Users simply add Vision charts and tables of live data to the desired Word document. An enhanced mail merge facilitates the distribution of paper reports.



Vision XL

Real-time data query, reporting and analysis in a familiar Excel environment

Vision XL is an intuitive add-in for Microsoft Excel that provides a faster, easier and more adaptable way to extract data from your databases. Vision XL has pre-configured tables, joins within your database and uses plain English titles for tables and columns. There is therefore no need to understand sophisticated database structures to create reports, enabling you to develop reports easily and quickly.

SELF-SERVICE SPREADSHEET REPORTING

Vision XL enhances the already extensive functionality of Excel, enabling powerful reporting and presentation. Vision XL provides a dynamic link by allowing information to be extracted from multiple tables into a single Excel report. With its flexibility and ease-of-use, Vision XL allows nontechnical users to effectively analyze data from a familiar desktop environment.

ACCESSING HR DATA WITHIN EXCEL

Vision XL optimizes queries and presents information in simplified view within the Vision XL functions, enabling you to extract data from your applications and databases. Purpose-built functions, allow dynamic and flexible access to data from your database to populate your Excel worksheets. Both operational and financial transaction and reference information can be combined to generate formatted output, as you want it and when you want it.

PERFORM MULTI-DIMENTIONAL ANALYSIS

Use Cube Analysis to perform multidimensional analysis and drill down on live relational data. Vision enables any query to be output as a cube.

This provides the capability to slice and dice data held in relational databases. Analyze a report, cell or group of cells by performing ad hoc drills and save cubes for offline browsing.

COMPREHENSIVE REPORTING AND ANALYSIS

Vision XL enables information to be extracted to Excel, and then combined with key data from other corporate or external sources held in Excel. Information held in multiple databases can be contained in the same report. This use of Excel allows for more comprehensive and wider ranging analysis and reporting.

AUTOMATE PROCESSES WITH MACRO BUILDER

Macro Builder enables you to combine Vision XL functions to automate complementary tasks without manual intervention. With the click of a button, different types of data can be extracted, processed in Excel and either returned to your application or displayed for viewing and outputting. Additionally, custom user forms and report packs can be easily developed, allowing nontechnical staff to run reports at the click of a button.

PRODUCT FEATURES

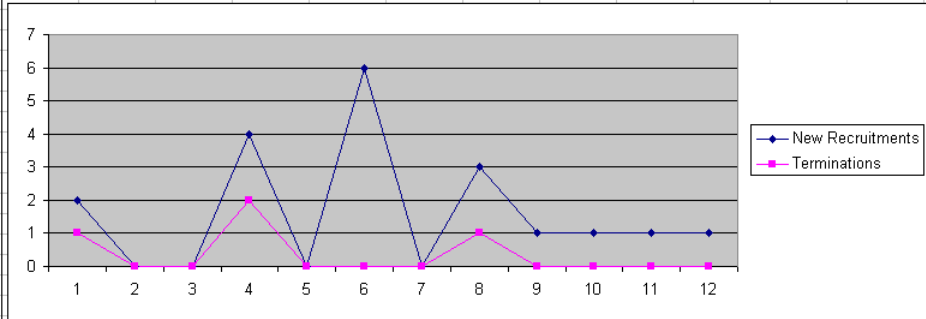
- Vision XL functions provide a dynamic link between Excel and your databases.
- Report and Query Wizards guide you through the report generation process.
- Perform multi-dimensional analysis using Cube Analysis.
- The powerful Report Designer provides for flexible reporting.
- Perform statistical reporting using Extract Modes.
- Macro Builder enables the automation of Vision XL functions.
- Use Data Selector to create and display a dynamic lookup from your database.
- Vision XL supports security features to ensure only authorized users can access sensitive data.
- Use Vision Setup to restrict data access

Microsoft Excel - Vision HRB Report.xls

File Edit View Insert Format Tools Data Q&A XL Window Help

E15 1

	A	B	C	D	E	F	G	H	I	J	K	L	M	N	O	P	Q
1																	
2				MONTHLY REPORTS													
3																	
4			Headcount	Recalculate Selection													
5			January - December 2005														
6																	
7				Jan	Feb	Mar	Apr	May	Jun	Jul	Aug	Sep	Oct	Nov	Dec		
9	MDRM		Risk Management	2	2	2	2	2	2	2	2	2	2	2	2	2	
10	PLSU		Software	3	3	3	3	3	3	3	3	3	3	3	3	3	
11	RDEV		Development (Riga)	5	5	5	5	5	5	5	5	5	5	5	5	5	
12	RRMM		Marketing (Riga)	2	2	2	2	2	2	2	2	2	2	3	3	3	
13	RSAL		Sales (Riga)	4	4	4	4	4	4	4	4	4	4	4	4	4	
14	RSTT		Support Tester Team (Riga)	6	6	6	6	6	6	6	7	7	7	7	8	8	
15	RSUP		Support (Riga)	1	1	1	1	1	1	1	2	2	2	2	2	2	
16																	
17			End-total	49	50	50	50	52	52	58	58	60	61	62	63	0	
18			New Recruitments	2	0	0	4	0	6	0	3	1	1	1	1	19	
19			Terminations	1	0	0	2	0	0	0	1	0	0	0	0	4	
20			Planned 2005	60	60	60	60	60	60	65	65	65	65	65	65		
21			(+/-)	(11)	(10)	(10)	(10)	(8)	(8)	(7)	(7)	(5)	(4)	(3)	(2)		
22																	
23																	
24																	
25																	
26																	
27																	
28																	
29																	
30																	
31																	
32																	
33																	
34																	
35																	
36																	
37																	
38																	
39																	



Summary Report

Definition | Report Style | Options

Filter: Filter From HR29 Employee Position Information

	Filter From	Filter To	Value From	Value To
Product	HRB		HRB	
Company Code	DEM		DEM	
Today's Date	DATE		DATE	
Table	HR29		Employee Position Information	

Selection List:

- Employee Code
- Identifier
- Assignment Status
- History Status
- Date
- Employee Position End D
- Company Unit Code
- Position Code
- Position Category Code
- Unit Structure Line
- Pay Class
- Pay Grade Code

Output:

Item	Sort Number
* HR29\Employee Code	

Q & A | Load Definition | Help

Extraction Type

- None
- * Count
- Minimum
- Maximum
- * Distinct Count
- [] Segment

OK | Cancel | Help

Q & A

Vision Word

Word add-in for powerful form-based reporting

Vision Word provides fast and adaptive ways to extract data from your database to Microsoft Word documents. Like other Vision tools, Vision Word offers pre-configured business interpretation of your enterprise applications, described with plain English titles for tables and columns. With Vision there is no need to understand sophisticated database structures, enabling you to develop reports easily and quickly.

A DYNAMIC LINK

Vision Word provides a dynamic link, by allowing information to be extracted from multiple databases to a single document. With its flexibility and ease-of-use, Vision Word allows nontechnical staff to effectively analyze data from within a familiar word processing environment. Vision Word is an add-in that appears as an additional menu item on your Word menu.

ACCESSING DATA WITHIN WORD

Vision Word optimizes queries and presents information in a simplified view, enabling you to extract data from tables within your databases. Vision Word facilitates the easy integration of data into monthly reports, management reports, statutory reports and other documents allowing you to combine information from your database with highly formatted narrative content.

COMPREHENSIVE REPORTING AND ANALYSIS

With Vision Word, information can be extracted to a Microsoft Word document from multiple database tables. By incorporating an understanding of the relationship between database tables, you simply define a parent table to display related

data items and dependent tables for filtering and outputting to Word. This use of Word allows for more comprehensive and wider ranging analysis and reporting.

PERFORM MULTI-DIMENSIONAL ANALYSIS

Use Cube Analysis to perform multidimensional analysis and drill down on live relational data. Vision enables any query to be output as a cube. This provides the capability to slice and dice data held in relational databases. Analyze a report, cell or group of cells by performing ad hoc drills and save cubes for offline browsing.

VISION MAIL MERGE

Merge is an implementation of Microsoft Word's Mail Merge that works with Vision Word. It allows you to specify a data source for the main merge document, insert, delete or move Vision Merge and Vision Command fields, setup the main document, and execute a Merge. Vision Mail Merge supports Equation Editor fields, which can be calculated each time a record is extracted, using the recalculate command fields.

PRODUCT FEATURES

- Vision Word functions provide a dynamic link between Word and your databases.
- Cube Analysis allows for multi-dimensional analysis on live relational data.
- Quick and flexible filtering using Bookmarks.
- Incorporate your own User Defined output.
- Perform statistical reporting using Extract Modes.
- Vision Word supports security features to ensure only authorized users can access sensitive data.
- Vision Setup in conjunction with Vision Word restricts access to certain tables.

AR Invoice Master	Invoice Number	Invoice Date	AR Customer Master	Customer Company Name	SO Sales Person	Salesperson name	AR Invoice Master	Invoice total with tax
	1234	2001/03/01	Bay Business Enterprises	Bay Business Enterprises	Giovani, Dianne	Giovani, Dianne		29,400.00
	1235	2001/03/04	Phoenix Computers	Phoenix Computers	Mendoza, Andrew	Mendoza, Andrew		675.00
	1236	2001/03/08	Addison, Dutton and Grant, Inc.	Addison, Dutton and Grant, Inc.	Adams, David	Adams, David		67,686.08
	1237	2001/03/08	Atlantic Edison	Atlantic Edison	Hamilton, Linda	Hamilton, Linda		9,432.00
	1238	2001/03/08	Albany Hospital supplies	Albany Hospital supplies	Giovani, Dianne	Giovani, Dianne		66,498.60
	1239	2001/03/08	Super Micro Computer	Super Micro Computer	Hamilton, Linda	Hamilton, Linda		108,996.50
	1240	2001/03/08	Bay Business Enterprises	Bay Business Enterprises	Mendoza, Andrew	Mendoza, Andrew		453,250.00
	1241	2001/03/23	Bay Business Enterprises	Bay Business Enterprises	Giovani, Dianne	Giovani, Dianne		114,998.00

▶ Vision Word facilitates the easy integration of monthly, management or statutory reports with highly formatted narrative content

Product: HRB
Company: SS
Table: A10
A10YTD Transaction?: N
A10Invoice Number: <ALL>

Selection List:

- Original Cash Transaction Code
- Original Cash Transaction Number
- Commission Type
- Tax Table
- 540 SY Sales Tax
- Taxable Total
- Sales Tax Table State
- Sales Tax Exempt
- Total Amount of Payment
- Currency ID
- SU SY Registered Currencies
- Discounted Payment Amount

Output:

- A10Invoice Number
- A10Invoice Date
- A10AU Customer Company Name
- A10SE7N Salesperson name
- A10Invoice total with tax

▶ Vision Word incorporates built in calculation logic enabling you to define your own reports more easily. Dynamic links extract information from multiple databases to a single document

Sales Account Information - Great Plains - TWC

Below is refined information extracted directly from Great Plains for a specified Account Code. The report includes reference information on the account as well as details of each transaction for the outstanding balance. Simply double-click on the Account Code number, amend the number and recalculate the document to select the data with the new information.

Account Code: ADMFAR0001 Altan Pak Resist State: G3 14 Chestnut Drive Indianapolis IN 46206-1391

General Information:

Contact Person: Roberta Masozzi

Total Balance: 419,006.51

Detail Transactions:

Doc No.	Description	Doc Date	Exec Date
16131004	Sales Transaction	2/28/2008	2/28/2008
16131005	Sales Transaction	2/28/2008	2/28/2008
16131006	Sales Transaction	2/28/2008	2/28/2008
16131007	Sales Transaction	2/28/2008	2/28/2008
16131008	Sales Transaction	2/28/2008	2/28/2008
16131009	Sales Transaction	2/28/2008	2/28/2008
16131010	Sales Transaction	2/28/2008	2/28/2008
16131011	Sales Transaction	2/28/2008	2/28/2008
16131012	Sales Transaction	2/28/2008	2/28/2008
16131013	Sales Transaction	2/28/2008	2/28/2008
16131014	Sales Transaction	2/28/2008	2/28/2008
16131015	Sales Transaction	2/28/2008	2/28/2008
16131016	Sales Transaction	2/28/2008	2/28/2008
16131017	Sales Transaction	2/28/2008	2/28/2008
16131018	Sales Transaction	2/28/2008	2/28/2008
16131019	Sales Transaction	2/28/2008	2/28/2008
16131020	Sales Transaction	2/28/2008	2/28/2008
16131021	Sales Transaction	2/28/2008	2/28/2008
16131022	Sales Transaction	2/28/2008	2/28/2008
16131023	Sales Transaction	2/28/2008	2/28/2008
16131024	Sales Transaction	2/28/2008	2/28/2008
16131025	Sales Transaction	2/28/2008	2/28/2008
16131026	Sales Transaction	2/28/2008	2/28/2008
16131027	Sales Transaction	2/28/2008	2/28/2008
16131028	Sales Transaction	2/28/2008	2/28/2008
16131029	Sales Transaction	2/28/2008	2/28/2008
16131030	Sales Transaction	2/28/2008	2/28/2008
16131031	Sales Transaction	2/28/2008	2/28/2008
16131032	Sales Transaction	2/28/2008	2/28/2008
16131033	Sales Transaction	2/28/2008	2/28/2008
16131034	Sales Transaction	2/28/2008	2/28/2008
16131035	Sales Transaction	2/28/2008	2/28/2008
16131036	Sales Transaction	2/28/2008	2/28/2008
16131037	Sales Transaction	2/28/2008	2/28/2008
16131038	Sales Transaction	2/28/2008	2/28/2008
16131039	Sales Transaction	2/28/2008	2/28/2008
16131040	Sales Transaction	2/28/2008	2/28/2008
16131041	Sales Transaction	2/28/2008	2/28/2008
16131042	Sales Transaction	2/28/2008	2/28/2008
16131043	Sales Transaction	2/28/2008	2/28/2008
16131044	Sales Transaction	2/28/2008	2/28/2008
16131045	Sales Transaction	2/28/2008	2/28/2008
16131046	Sales Transaction	2/28/2008	2/28/2008
16131047	Sales Transaction	2/28/2008	2/28/2008
16131048	Sales Transaction	2/28/2008	2/28/2008
16131049	Sales Transaction	2/28/2008	2/28/2008
16131050	Sales Transaction	2/28/2008	2/28/2008
16131051	Sales Transaction	2/28/2008	2/28/2008
16131052	Sales Transaction	2/28/2008	2/28/2008
16131053	Sales Transaction	2/28/2008	2/28/2008
16131054	Sales Transaction	2/28/2008	2/28/2008
16131055	Sales Transaction	2/28/2008	2/28/2008
16131056	Sales Transaction	2/28/2008	2/28/2008
16131057	Sales Transaction	2/28/2008	2/28/2008
16131058	Sales Transaction	2/28/2008	2/28/2008
16131059	Sales Transaction	2/28/2008	2/28/2008
16131060	Sales Transaction	2/28/2008	2/28/2008
16131061	Sales Transaction	2/28/2008	2/28/2008
16131062	Sales Transaction	2/28/2008	2/28/2008
16131063	Sales Transaction	2/28/2008	2/28/2008
16131064	Sales Transaction	2/28/2008	2/28/2008
16131065	Sales Transaction	2/28/2008	2/28/2008
16131066	Sales Transaction	2/28/2008	2/28/2008
16131067	Sales Transaction	2/28/2008	2/28/2008
16131068	Sales Transaction	2/28/2008	2/28/2008
16131069	Sales Transaction	2/28/2008	2/28/2008
16131070	Sales Transaction	2/28/2008	2/28/2008
16131071	Sales Transaction	2/28/2008	2/28/2008
16131072	Sales Transaction	2/28/2008	2/28/2008
16131073	Sales Transaction	2/28/2008	2/28/2008
16131074	Sales Transaction	2/28/2008	2/28/2008
16131075	Sales Transaction	2/28/2008	2/28/2008
16131076	Sales Transaction	2/28/2008	2/28/2008
16131077	Sales Transaction	2/28/2008	2/28/2008
16131078	Sales Transaction	2/28/2008	2/28/2008
16131079	Sales Transaction	2/28/2008	2/28/2008
16131080	Sales Transaction	2/28/2008	2/28/2008
16131081	Sales Transaction	2/28/2008	2/28/2008
16131082	Sales Transaction	2/28/2008	2/28/2008
16131083	Sales Transaction	2/28/2008	2/28/2008
16131084	Sales Transaction	2/28/2008	2/28/2008
16131085	Sales Transaction	2/28/2008	2/28/2008
16131086	Sales Transaction	2/28/2008	2/28/2008
16131087	Sales Transaction	2/28/2008	2/28/2008
16131088	Sales Transaction	2/28/2008	2/28/2008
16131089	Sales Transaction	2/28/2008	2/28/2008
16131090	Sales Transaction	2/28/2008	2/28/2008
16131091	Sales Transaction	2/28/2008	2/28/2008
16131092	Sales Transaction	2/28/2008	2/28/2008
16131093	Sales Transaction	2/28/2008	2/28/2008
16131094	Sales Transaction	2/28/2008	2/28/2008
16131095	Sales Transaction	2/28/2008	2/28/2008
16131096	Sales Transaction	2/28/2008	2/28/2008
16131097	Sales Transaction	2/28/2008	2/28/2008
16131098	Sales Transaction	2/28/2008	2/28/2008
16131099	Sales Transaction	2/28/2008	2/28/2008
16131100	Sales Transaction	2/28/2008	2/28/2008
16131101	Sales Transaction	2/28/2008	2/28/2008
16131102	Sales Transaction	2/28/2008	2/28/2008
16131103	Sales Transaction	2/28/2008	2/28/2008
16131104	Sales Transaction	2/28/2008	2/28/2008
16131105	Sales Transaction	2/28/2008	2/28/2008
16131106	Sales Transaction	2/28/2008	2/28/2008
16131107	Sales Transaction	2/28/2008	2/28/2008
16131108	Sales Transaction	2/28/2008	2/28/2008
16131109	Sales Transaction	2/28/2008	2/28/2008
16131110	Sales Transaction	2/28/2008	2/28/2008
16131111	Sales Transaction	2/28/2008	2/28/2008
16131112	Sales Transaction	2/28/2008	2/28/2008
16131113	Sales Transaction	2/28/2008	2/28/2008
16131114	Sales Transaction	2/28/2008	2/28/2008
16131115	Sales Transaction	2/28/2008	2/28/2008
16131116	Sales Transaction	2/28/2008	2/28/2008
16131117	Sales Transaction	2/28/2008	2/28/2008
16131118	Sales Transaction	2/28/2008	2/28/2008
16131119	Sales Transaction	2/28/2008	2/28/2008
16131120	Sales Transaction	2/28/2008	2/28/2008
16131121	Sales Transaction	2/28/2008	2/28/2008
16131122	Sales Transaction	2/28/2008	2/28/2008
16131123	Sales Transaction	2/28/2008	2/28/2008
16131124	Sales Transaction	2/28/2008	2/28/2008
16131125	Sales Transaction	2/28/2008	2/28/2008
16131126	Sales Transaction	2/28/2008	2/28/2008
16131127	Sales Transaction	2/28/2008	2/28/2008
16131128	Sales Transaction	2/28/2008	2/28/2008
16131129	Sales Transaction	2/28/2008	2/28/2008
16131130	Sales Transaction	2/28/2008	2/28/2008
16131131	Sales Transaction	2/28/2008	2/28/2008
16131132	Sales Transaction	2/28/2008	2/28/2008
16131133	Sales Transaction	2/28/2008	2/28/2008
16131134	Sales Transaction	2/28/2008	2/28/2008
16131135	Sales Transaction	2/28/2008	2/28/2008
16131136	Sales Transaction	2/28/2008	2/28/2008
16131137	Sales Transaction	2/28/2008	2/28/2008
16131138	Sales Transaction	2/28/2008	2/28/2008
16131139	Sales Transaction	2/28/2008	2/28/2008
16131140	Sales Transaction	2/28/2008	2/28/2008
16131141	Sales Transaction	2/28/2008	2/28/2008
16131142	Sales Transaction	2/28/2008	2/28/2008
16131143	Sales Transaction	2/28/2008	2/28/2008
16131144	Sales Transaction	2/28/2008	2/28/2008
16131145	Sales Transaction	2/28/2008	2/28/2008
16131146	Sales Transaction	2/28/2008	2/28/2008
16131147	Sales Transaction	2/28/2008	2/28/2008
16131148	Sales Transaction	2/28/2008	2/28/2008
16131149	Sales Transaction	2/28/2008	2/28/2008
16131150	Sales Transaction	2/28/2008	2/28/2008
16131151	Sales Transaction	2/28/2008	2/28/2008
16131152	Sales Transaction	2/28/2008	2/28/2008
16131153	Sales Transaction	2/28/2008	2/28/2008
16131154	Sales Transaction	2/28/2008	2/28/2008
16131155	Sales Transaction	2/28/2008	2/28/2008
16131156	Sales Transaction	2/28/2008	2/28/2008
16131157	Sales Transaction	2/28/2008	2/28/2008
16131158	Sales Transaction	2/28/2008	2/28/2008
16131159	Sales Transaction	2/28/2008	2/28/2008
16131160	Sales Transaction	2/28/2008	2/28/2008
16131161	Sales Transaction	2/28/2008	2/28/2008
16131162	Sales Transaction	2/28/2008	2/28/2008
16131163	Sales Transaction	2/28/2008	2/28/2008
16131164	Sales Transaction	2/28/2008	2/28/2008
16131165	Sales Transaction	2/28/2008	2/28/2008
16131166	Sales Transaction	2/28/2008	2/28/2008
16131167	Sales Transaction	2/28/2008	2/28/2008
16131168	Sales Transaction	2/28/2008	2/28/2008
16131169	Sales Transaction	2/28/2008	2/28/2008
16131170	Sales Transaction	2/28/2008	2/28/2008
16131171	Sales Transaction	2/28/2008	2/28/2008
16131172	Sales Transaction	2/28/2008	2/28/2008
16131173	Sales Transaction	2/28/2008	2/28/2008
16131174	Sales Transaction	2/28/2008	2/28/2008
16131175	Sales Transaction	2/28/2008	2/28/2008
16131176	Sales Transaction	2/28/2008	2/28/2008
16131177	Sales Transaction	2/28/2008	2/28/2008
16131178	Sales Transaction	2/28/2008	2/28/2008
16131179	Sales Transaction	2/28/2008	2/28/2008
16131180	Sales Transaction	2/28/2008	2/28/2008
16131181	Sales Transaction	2/28/2008	2/28/2008
16131182	Sales Transaction	2/28/2008	2/28/2008
16131183	Sales Transaction	2/28/2008	2/28/2008
16131184	Sales Transaction	2/28/2008	

Vision Executive

Get a top-down view of your entire HR information

Vision Executive is a dynamic analysis and reporting application that can be utilized on your desktop or across the web. Vision Executive provides tools to help uncover and analyze trends, problems and opportunities that are often concealed within corporate transactional data. Reports can be easily created and analyzed at any time. Reporting is not limited to a single application. Vision Executive can combine data from multiple applications into a single, concise report.

EXECUTIVE ANALYSIS

Delve further into the details of your report by applying Vision Executive's analytic functions: Drilldown, Expand, Breakout and Cube Analysis. Frequently used analysis procedures can be saved and run to update the report. The analysis paths can be stored to be available every time a report is prepared.

REPORT BREAKOUT

Breakout automatically creates like reports based upon the combination of the selected output items. Multiple levels of Breakout can be applied to a query. For example, you can break out a report by market code and period.

DRILL PATH AND DRILL DATA

The functions Drilldown and Breakout create drill paths, which can be saved and replayed. You can choose the format and layout of drill results. Your design preferences are maintained for future drill results.

REVIEW RETAINED REPORTS

Vision Executive reviews the history of retained

reports. This optimizes performance through offline viewing and reducing the need to re-extract data.

REPORT PROMPTING

Report Prompting allows you to define the main criteria that drives the report. Before the report is extracted, the report drivers can be modified using intelligent prompts.

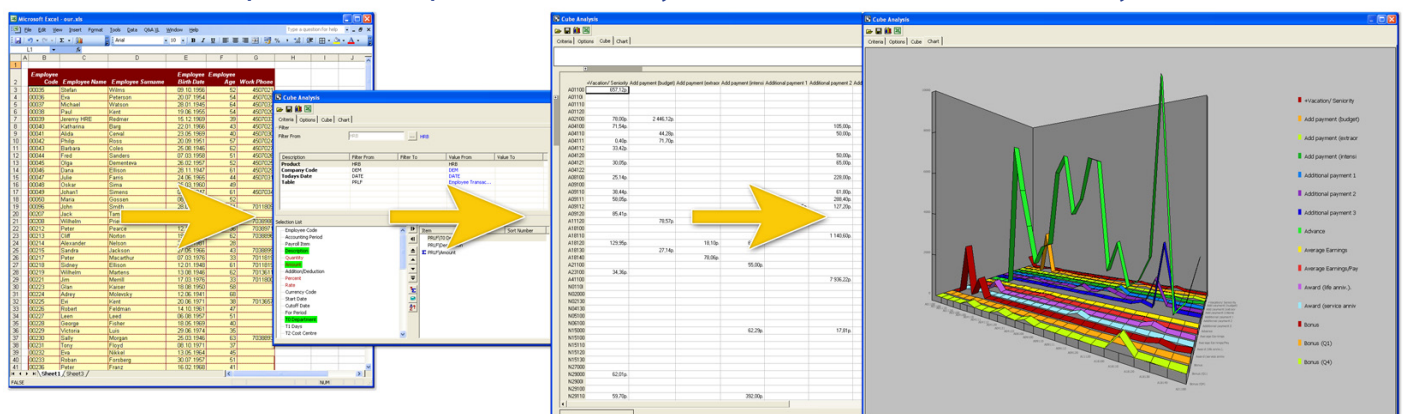
BROWSER AND PORTAL ACCESS

Vision Executive enables content to be presented to browsers or embedded within portal applications. The same Executive workbooks can be deployed to full or web clients.

PERFORM MULTI-DIMENSIONAL ANALYSIS

Use Cube Analysis to perform multidimensional analysis and drill down on live relational data. Vision enables any query to be output as a cube. This provides the capability to slice and dice data held in relational databases. Analyze a report, cell or group of cells by performing ad hoc drills and save cubes for offline browsing.

Vision Executive presents a top-down view of your entire with direct access to your business data





Infor delivers integrated enterprise solutions as well as best-in-class standalone products that help our customers meet the essential challenges they face in today's competitive global economy — challenges related to their supply chain, customers and suppliers, workforce, assets, product lifecycles, operational and business performance, and more — so they can prepare for the future with confidence.

With FY 2008 revenue of approximately \$2.2 billion, Infor is one of the world's largest providers of business software.

KEY FACTS

- 9,000+ employees
- Direct offices in 125 countries
- Over 70,000 customers worldwide
- Implementation and support capabilities in 100+ countries
- Global coverage: Americas, EMEA, APAC

www.infor.com



AGroup is a dynamic company specializing on development and delivering best-of-breed human resource management and payroll solution - HRB.

HRB helps streamline the processes, reduce complexity and maximize productivity for hundreds of organizations in 22 countries. HRB was among the first localized solutions addressing payroll and HRM in Eastern European region. AGroup specialists' exclusive focus on HR and Payroll for the last 15 years enabled us to gain unmatched expertise in the area.

HRB is a flexible solution designed to assist you in managing your company's most valuable asset - people. Because, in fact, it is people where starts your business success...

www.agroup.lv